




Welcome to PBLJ Onboarding Guide

[Starrylines.ca](https://starrylines.ca)

PBLJ

Portfolio-Based Language Journey

In this guide, we help you understand:



What to
expect

How to get
started

How to make
the most of
your learning

[Starrylines.ca](https://starrylines.ca)

What is PBLJ?

PBLJ is a personalized and project-based method of learning English, where learning English happens through creating and doing personalized tasks. Instead of following a fixed textbook, you will create a portfolio filled with projects that reflect your language progress, goals, and interests.



Starrylines.ca

Who is PBLJ for?

Is it the right learning method for me?

PBLJ works best if you:

- Enjoy learning **independently** or want to develop those skills related to being an independent learner.
- Are open to setting your own goals and exploring personal interests
- Like using **technology to create content** (with training provided)
- Prefer learning through doing, not just memorizing

Starrylines.ca

How to get started: Is there an Orientation Training?




Before you begin your first portfolio, you'll go through the

PBLJ Orientation Module

It includes:

- What it means to be an autonomous and independent learner
- How to use simple AI tools for language practice
- How to design and manage your learning tasks
- Examples of successful portfolios

Starrylines.ca



What tools do I need on my journey?

Tools You'll Use

Google Drive or Notion for portfolio storage

ChatGPT, Grammarly for AI-powered support

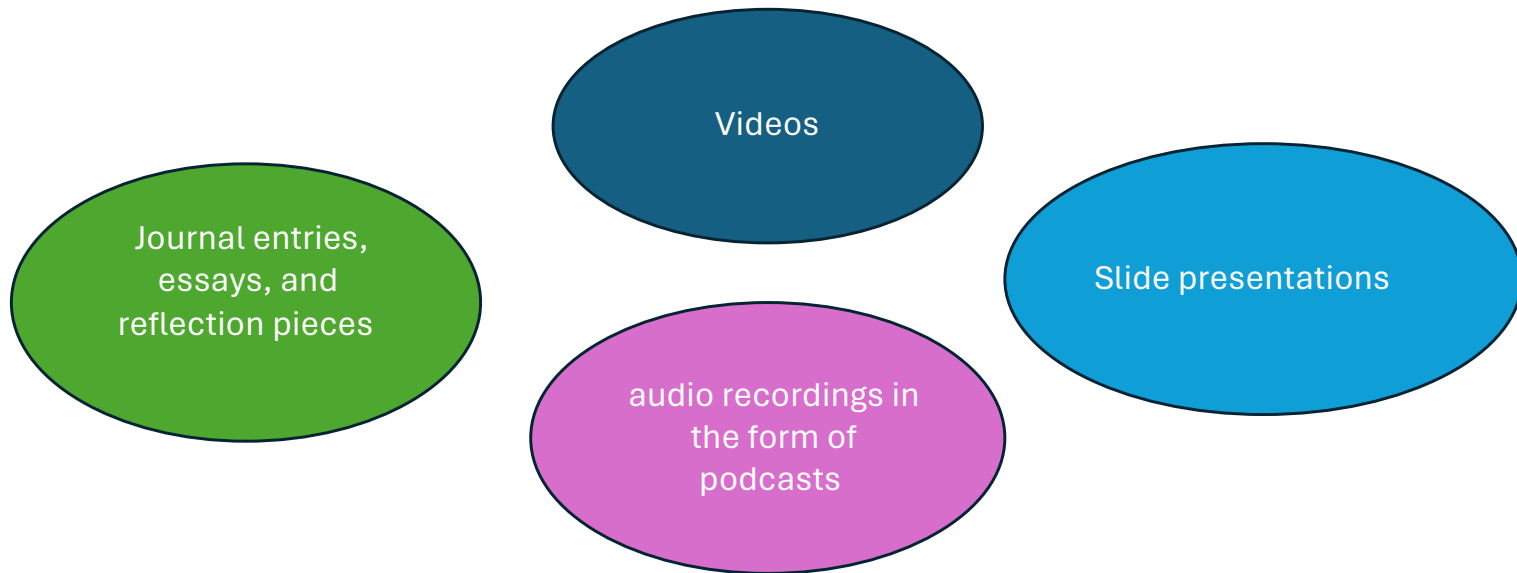
Voice or audio recording apps (e.g., Loom, Vocaroo)

Online dictionaries and grammar practice tools

And many more...

Starrylines.ca

What am I creating?
What are the learning tasks or projects?



And many more.....

Starrylines.ca

A rectangular image with a blurred background of green and blue hues. The text "Need Help?!" is centered in a black, sans-serif font.

What if I need help?

A rectangular image with a blurred background of green and blue hues. The text "Need Help?!" is centered in a black, sans-serif font.

You're not alone!

Contact your portfolio coach anytime to:

- Check your progress
- Ask for feedback
- Adjust your learning plan

Starrylines.ca

How are portfolios structured?

Each portfolio consists of 12 lessons

Lesson 1: Portfolio Planning

This part is done with the portfolio coach's assistance

Lessons 2–11: Thematic Tasks

- Grammar focus(based on CEFR level)
- Vocabulary focus (learner-selected)
- Skills: writing, speaking, listening, reading
- Content creation: journal, blog, article, videos, podcasts, etc.

Lesson 12: Final Reflection + Interview with Coach

What is assessment like?

Self-evaluation
checklists

Portfolio coach
review

Final
interview/discussion
(no tests!)

Starrylines.ca



Thank
you for
your
attention

Starrylines.ca